

LiFePO4 Accus 1.5 – 9.0 Ah

Lithium Iron Phosphate cells (LiFePO4)

Product description

- High-temperature LiFePO4 cells for use with emergency lighting units
- Up to 8 years design life
- 3 years guarantee in use with a suitable Tridonic BASIC (manually tested) emergency LED driver (conditions at www.tridonic.com)
- 4 years guarantee in verifiable use with a suitable Tridonic SELFTEST or PRO (DALI) emergency LED driver (conditions at www.tridonic.com)

Properties

- Environmental friendly technology
- High energy density
- Low profile cross-section with removable end caps
- Constant high-temperature operation
- Good charging properties at high temperature
- Electronic thermal battery management
- High energy maintenance of the charged battery
- Long shelf life
- Integrated electronics
- Safety features incorporated
- Certified quality manufacturer
- In various configurations
- Simple connection with plug-in system
- With polycarbonate fixing caps
- Suitable for emergency lighting equipment as per IEC 60598-2-22



Standards, page 3



Fig. 1: Stick




Fig. 2: Stick + Stick



Fig. 3: Side by side



LiFePO4 Accus 1.5 – 9.0 Ah

Lithium Iron Phosphate cells (LiFePO4)

Technical data

Battery voltage per cell	3.2 V
Battery capacity per cell	1.5 Ah
Min. battery casing temp. (design life of 4 – 8 years)	+5 °C
Max. battery casing temp. (design life of 4 – 8 years)	refer to emergency control gear datasheet

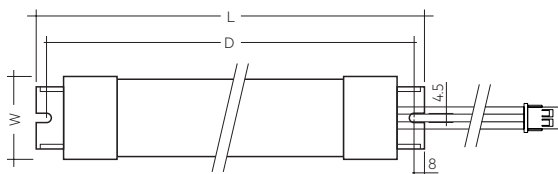


Fig. 1: Stick

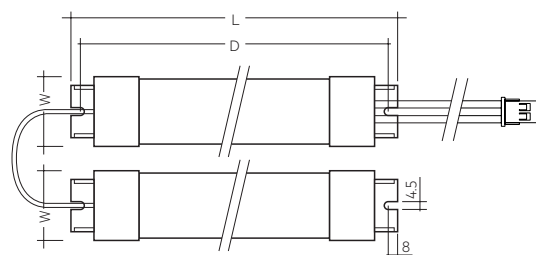


Fig. 2: Stick + Stick

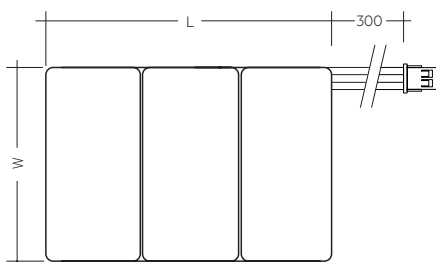


Fig. 3: Side by side

Ordering data

Type	Article-number	Number of cells	Capacity	Packaging, carton	Packaging, outer box	Weight per pc.
LiFePO4 cells – stick, 1.5 – 9.0 Ah						
Accu-LiFePO4 1.5 Ah 1A CON	28002317	1 x 1	1.5 Ah	5 pc(s).	25 pc(s).	0.064 kg
Accu-LiFePO4 3.0 Ah 2A CON	28002318	1 x 2	3.0Ah	5 pc(s).	25 pc(s).	0.108 kg
Accu-LiFePO4 4.5 Ah 3A CON	28002320	1 x 3	4.5 Ah	5 pc(s).	25 pc(s).	0.128 kg
Accu-LiFePO4 6.0 Ah 4A CON	28002322	1 x 4	6.0 Ah	5 pc(s).	25 pc(s).	0.200 kg
Accu-LiFePO4 7.5 Ah 5A CON	28002325	1 x 5	7.5 Ah	5 pc(s).	25 pc(s).	0.240 kg
Accu-LiFePO4 9.0 Ah 6A CON	28002328	1 x 6	9.0 Ah	5 pc(s).	25 pc(s).	0.200 kg
LiFePO4 cells – stick + stick, 6.0 – 9.0 Ah						
Accu-LiFePO4 6.0 Ah 4C CON	28002324	2 + 2	6.0 Ah	5 pc(s).	25 pc(s).	0.204 kg
Accu-LiFePO4 7.5 Ah 5C CON	28002327	3 + 2	7.5 Ah	5 pc(s).	25 pc(s).	0.233 kg
Accu-LiFePO4 9.0 Ah 6C CON	28002330	3 + 3	9.0 Ah	5 pc(s).	25 pc(s).	0.288 kg
NiMH Cs cells – side by side, 3.0 – 9.0 Ah						
Accu-LiFePO4 3.0 Ah 2B CON	28002319	2 x 1	3.0Ah	5 pc(s).	25 pc(s).	0.100 kg
Accu-LiFePO4 4.5 Ah 3B CON	28002321	3 x 1	4.5 Ah	5 pc(s).	25 pc(s).	0.144 kg
Accu-LiFePO4 6.0 Ah 4B CON	28002323	4 x 1	6.0 Ah	5 pc(s).	25 pc(s).	0.188 kg
Accu-LiFePO4 7.5 Ah 5B CON	28002326	5 x 1	7.5 Ah	5 pc(s).	25 pc(s).	0.232 kg
Accu-LiFePO4 9.0 Ah 6B CON	28002329	6 x 1	9.0 Ah	5 pc(s).	25 pc(s).	0.268 kg

Specific technical data

Type	Number of cells	Capacity	Article number	Image	Length L	Hole spacing D	Width W	Height H
LiFePO4 cells – stick, 1.5 – 9.0 Ah								
Accu-LiFePO4 1.5 Ah 1A CON	1	1.5 Ah	28002317	1	94 mm	82 mm	22 mm	24 mm
Accu-LiFePO4 3.0 Ah 2A CON	2	3.0 Ah	28002318	1	158 mm	146 mm	22 mm	24 mm
Accu-LiFePO4 4.5 Ah 3A CON	3	4.5 Ah	28002320	1	223 mm	211 mm	22 mm	24 mm
Accu-LiFePO4 6.0 Ah 4A CON	4	6.0 Ah	28002322	1	289 mm	277 mm	22 mm	24 mm
Accu-LiFePO4 7.5 Ah 5A CON	5	7.5 Ah	28002325	1	354 mm	342 mm	22 mm	24 mm
Accu-LiFePO4 9.0 Ah 6A CON	6	9.0 Ah	28002328	1	420 mm	408 mm	22 mm	24 mm
LiFePO4 cells – stick + stick, 6.0 – 9.0 Ah								
Accu-LiFePO4 6.0 Ah 4C CON	4	6.0 Ah	28002324	2	158 mm	146 mm	22 mm	24 mm
Accu-LiFePO4 6.0 Ah 5C CON	5	7.5 Ah	28002327	2	223 mm	211 mm	22 mm	24 mm
Accu-LiFePO4 9.0 Ah 6C CON	6	9.0 Ah	28002330	2	223 mm	211 mm	22 mm	24 mm
LiFePO4 cells – side by side, 3.0 – 9.0 Ah								
Accu-LiFePO4 3.0 Ah 2B CON	2	3.0 Ah	28002319	3	37 mm	–	72 mm	19.5 mm
Accu-LiFePO4 4.5 Ah 3B CON	3	4.5 Ah	28002321	3	56 mm	–	72 mm	19.5 mm
Accu-LiFePO4 6.0 Ah 4B CON	4	6.0 Ah	28002323	3	74 mm	–	72 mm	19.5 mm
Accu-LiFePO4 7.5 Ah 5B CON	5	7.5 Ah	28002326	3	92 mm	–	72 mm	19.5 mm
Accu-LiFePO4 9.0 Ah 6B CON	6	9.0 Ah	28002329	3	111 mm	–	72 mm	19.5 mm

1. Standards

The battery cells are designed to comply with the IEC international standard and tested according to the normative permanent charge endurance test described in the IEC 62133 standard. This performance is mandatory for use in Emergency Lighting Units to comply with the IEC 60598-2-22.

1.1 Glow-wire test

according to EN 61347-1 with increased temperature of 850 °C passed (valid for connectors and caps).

2. Thermal data

2.1 Storage conditions

- Store batteries within the specified temperature range in low humidity conditions. Optimal storage conditions are:
 - Temperature: -20... +25 °C up to 12 months after printed date of manufacture
 - Temperature: -20... +35 °C up to 6 months after printed date of manufacture
 - Relative humidity: 60 ± 5 %
- Avoid atmosphere with corrosive gas
- Disconnect batteries before store or delivery
- Avoid storage of discharged batteries

3. Installation & commissioning

3.1 Activating LiFePO₄ batteries

When using rechargeable LiFePO₄ batteries for emergency lighting following point are essential in order to achieve the specified design life time of the batteries:

In order to activate new batteries, 2-3 full charging-discharging are needed to make sure batteries achieve their rated capacity. This activating process is defined by running 2-3 full charging (24 hrs) and discharging (1/2/3 hrs) cycles of the batteries. If the first duration test fails, please repeat the test once again after a 24 hour charging period.

3.2 Avoidance of excessive cycling

During building installations, in many cases, mains supply is not available on a permanent 24-hour basis which then leads to unwanted, uncontrolled excessive battery cycles. This has a very strong effect on the design life time of the battery. Make sure that in such situations, the battery remains disconnected in the luminaire till the mains power supply is stable on a 24-hour basis.

It is strongly recommended to refer to the datasheets of Tridonic emergency control gears to avoid excessive cycling. At the same time, make sure that this information is handed over to the installation staff / electrician in order to ensure a proper way of installation and commissioning.

3.3 Avoidance of deep-discharge conditions

It is very important that LiFePO₄ batteries are not left connected for long periods in a discharged state. Following options may lead to a deep discharge situation and must be avoided:

- Storage periods of rechargeable batteries of over 6/12 month without recharging the battery packs.
- Shipment, storage of assembled emergency luminaires with battery pack connected to the emergency driver.
- Long periods of mains-interruptions of more than two weeks, once, the emergency system is installed and the battery pack is connected to the emergency driver.

4. Mechanical details

4.1 Battery leads and connection

Max. length: 800 mm

- 300 mm on battery side with connector to connect into the Emergency lighting unit
- 500 mm with connectors on both sides to extend the battery wiring to max. 800 mm (separate article number)

5. Technical data Cell

Rated minimum capacity	1.5 Ah
Typical weight per cell	48 g
Diameter	18 mm
Height	65 mm

Consult individual emergency control gear data sheet for maximum allowable temperatures and allowed number of discharge cycles.



6. Safety

- Do not short-circuit the battery pack – when installing the luminaire make sure sharp edges do not come into contact with cables.
- Do not open or damage the battery pack or throw it into a fire.
- Protect the battery against moisture and keep away from water.
- Do not expose the battery to direct sunlight or excessive heat (see storage conditions).
- Transport and store the battery only in its original packaging.
- Comply with the transport conditions of the transport company.
- Follow the instructions on the safety data sheets.

Damage/improper use

If the battery is damaged or used incorrectly vapours and liquids may escape from it. If you come into contact with battery fluid wash immediate with water and seek medical assistance if necessary.

6.1 Deep discharge protection

When the battery remains connected without charging for a long period of time after the battery cut off of the driver the battery voltage can still drop. To make sure the cells are not damaged by this voltage drop, the battery protection prevents the battery from further discharge below 2.0 V.

6.2 Overcharge protection

If in case of an error or the use of a wrong driver the battery gets overcharged the battery protection will disconnect the battery from the driver at a voltage of 3.9 V. A discharge of the battery is still possible after the protection circuit was triggered to guarantee emergency operation.

6.3 Short-circuit protection

In case of a short circuit the battery protection opens the connection to the driver and the output is therefore free of voltage. The output will be reactivated again when the short circuit is removed.

6.4 Overtemperature protection

The battery is protected against temporary thermal overheating. If the temperature limit is exceeded the further charging of the battery is no longer possible. The temperature protection is activated below approx. 0 °C and above approx. +60 °C. The discharging of the battery is still possible to guarantee emergency operation.

7. Disposal

- Do not dispose of batteries with normal waste.
- Comply with local regulations when disposing of batteries.

8. Miscellaneous

8.1 Additional information

Additional technical information at www.tridonic.com → Technical Data

No warranty if battery was opened.